



UNIVERSAL SCREEN

These screens permit the physical and visual distance required to perform many of the tasks our daily work involves. Universal screens are suitable for all desks/tables, meaning they can be moved around thanks to how easy they are to assemble, transforming a work desk into a meeting table and back again.



DESCRIPTION

The screens come in:

- ▶ 25-mm thick laminate.
- ▶ 25-mm thick fabric. Technical rail option for front screens on face-to-face stations.
- ▶ 35-mm thick acoustic upholstery. Technical rail option for front screens on face-to-face stations.

LAMINATE

Made of 25-mm thick chipboard bonded with synthetic resins and especially designed for applications that require high bending strength. Average density: 620/595 kg/m³ as per EN 323.

FABRIC

Made of two halves of 10-mm thick chipboard with an average density of 700/650 kg/m³ as per EN 323. Glued to each other with water-based adhesive.

ACOUSTIC UPHOLSTERY

The acoustic upholstery comes with 5-mm thick foam with a density of 60 kg/m³ added on each side.

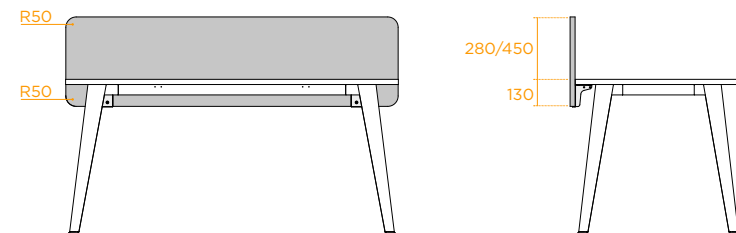
TECHNICAL SHEET



CHARACTERISTICS

INDIVIDUAL

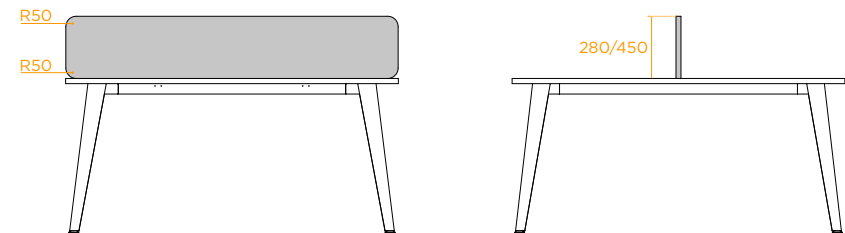
The screens are fastened to the desk/table with parts made of 2-mm thick sheet steel.



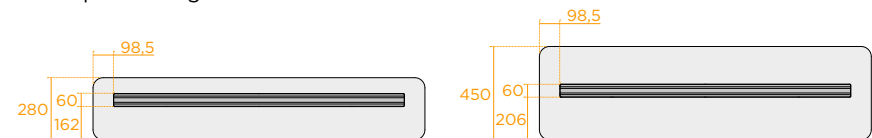
BENCH

The desks/tables are pre-marked under the work top, with a 50- or 85-cm gap, to receive the front screens on a bench. These are fastened to the desk/table with screws inserted under the work top.

Pre-marked gap: 50cm for screen < 100cm / 85cm for screen ≥ 100cm.



Rail positioning





UNIVERSAL SCREEN



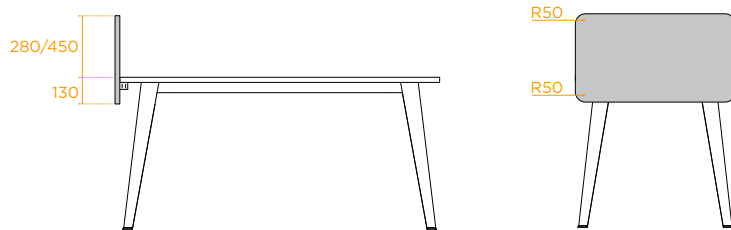
CHARACTERISTICS

BENCH / INDIVIDUAL SIDE

TEC and CLIC: The side screens are attached to the work top with 2-mm thick steel sheet metal parts fastened to the legs with sheet metal screws.

VIRA and CONIC: The side screens are fastened with sheet metal parts made of 2-mm thick steel fastened to the work top with 4 Euro-screws.

DOLMEN: This side panel is not available for Dolmen.



INTERMEDIATE (CLAMP)

Clipped to the work top. The screen has a PA clip screwed to the front with which to clip the work top screen in any position. The clamp can be fixed on 25-mm thick laminate desks/tables and 26-7-mm thick work tops in HPL finishes with an additional part.

The clamp is fastened with an M8x90 screw and reinforced with a 2-mm thick plate strip.



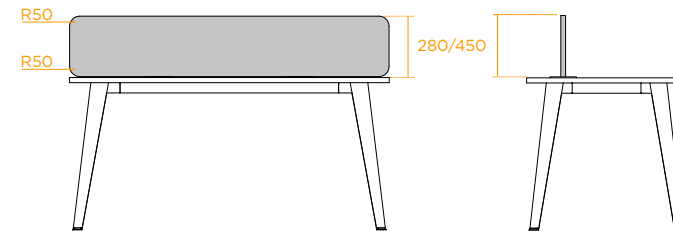
TECHNICAL SHEET



CHARACTERISTICS

SCREEN ON WORK TOP (INDEPENDENT)

Screens with 6-mm thick circular DD11 EN10111 steel bases with a diameter of 150mm. The washers are fastened with M8 screws, with protection underneath. They are self-supporting and can be fitted in front and side positions.



TASA DE RECICLABILIDAD



MODEL

Melamine panel
Upholstered panel
Acoustic panel

% RECYCLED

16
17
16

% RECYCLABLE

100
100
100

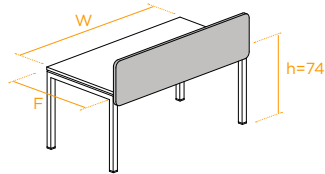


UNIVERSAL SCREEN



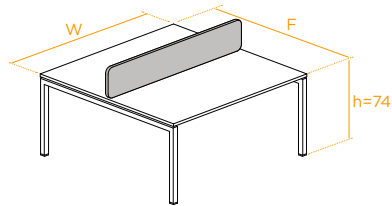
RANGE

INDIVIDUAL FRONT



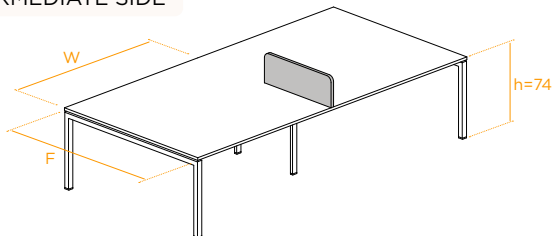
	W	80	100	120	140	160	180	200
F								
28		●	●	●	●	●	●	●
45		●	●	●	●	●	●	●

FACE-TO-FACE FRONT



	W	120	140	160	180	200
F						
28		●	●	●	●	●
45		●	●	●	●	●

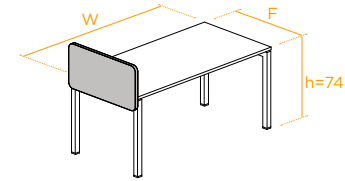
FACE-TO-FACE INTERMEDIATE SIDE



	W	60	70	80	100
F					
28		●	●	●	●
45		●	●	●	●

INDIVIDUAL SIDE

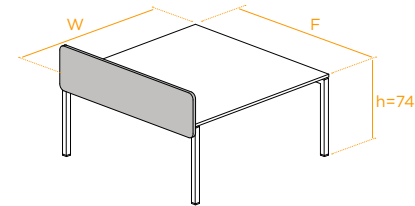
Not available for Dolmen



	W	60	70	80	100
F					
28		●	●	●	●
45		●	●	●	●

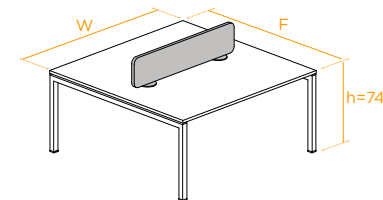
FACE-TO-FACE SIDE

Not available for Dolmen



	W	120	140	160
F				
28		●	●	●
45		●	●	●

ON WORK TOP



	W	80	100	120	140	160	180	200
F								
28		●	●	●	●	●	●	●
45		●	●	●	●	●	●	●

KEY

PRICE TERMS

- GENERAL
- EXPRESS